



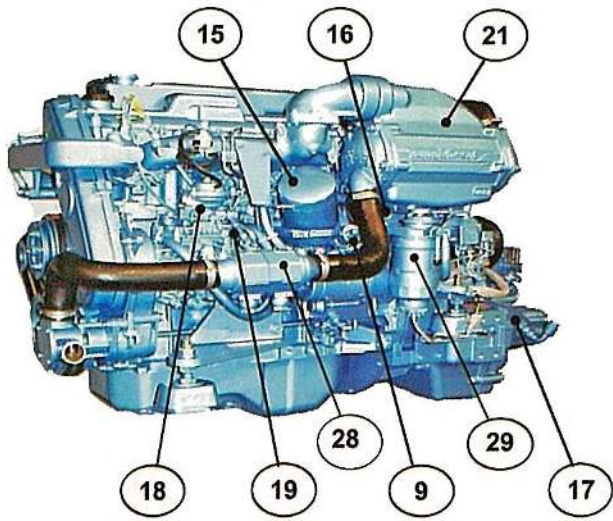




T4.155 4.380 TDI 4.390 TDI

Instruction manual



CONTENTS

1. SAFETY INFORMATION

2. GENERAL INFORMATION

3. ENGINE IDENTIFICATION

4. PRE DELIVERY SERVICE

5. ENGINE OPERATION

- Starting the engine
- Stopping the engine
- Running in / Guarantee visits
- List of guarantee verifications operations

6. MAINTENANCE

- Engine oil extraction
- Oil filter replacement
- Fuel filter replacement
- Injector replacement
- Closed cooling component cleaning
- Sea water pump impeller replacement
- Electrical equipment components
- Valves adjustment
- Gearbox cables adjustment
- Maintenance schedule
- Recommended onboard repair kit

*All informations and specifications contained in this manual are based on the latest product information available at time of publication.

1 – SAFETY INFORMATION

These directions for use are provided to help you to use your engine and its fittings. They include important instructions, which should be observed while operating the engine.

The operator must read these instructions.

They should be permanently kept in the place where the engine is used.

SAFETY SYMBOLS

These symbols are used to indicate danger. They are intended to attract your attention to those elements or operations, which can endanger you or other users of this engine. Read the instructions preceded by the safety symbols attentively. It is essential for you to read the instructions and safety regulations before starting the engine.

I DANGER Signifies that a very serious danger exists which may result in the strong possibility of death or serious injury if the specific suitable safety measures are not observed.

I WARNING Signifies that a danger exists which may cause injuries or death if specific suitable safety measures are not observed.

I CAUTION Reminds you of safety measures or directs your attention to dangerous practices, which may cause injuries to persons or damage the boat or its components.

The user should take all necessary precautions regarding operations and protection and should seek the advice of a professional.

Disregarding these safety instructions may lead to:

Bodily harm, environmental pollution (leaks of dangerous substances), dangers to property with risks of failure of the essential functions of the engine.

OBSERVING THE SAFETY RECOMMENDATIONS

Follow the warning and caution labels affixed to the engine

Disengage the ignition key and turn off the battery main switch before performing any work on the engine or its fittings.

Close the engine cover and replace the protection devices before starting the engine

Always keep the area surrounding the engine clean and free of any debris

Place any flammable liquids outside and away from the engine compartment

Never use the engine when under the influence of alcohol or medication

WEAR PROTECTIVE CLOTHING

To avoid bodily injury, remain clear of rotating parts and do not wear oversize garments close to a running engine

Use safety equipment such as glasses, gloves, etc. according to circumstances and needs

FUELS AND LUBRICANTS

Stop the engine before adding fuel or lubricant. Do not smoke and do not approach with an open flame whilst adding fuel. Wear gloves when checking for any possible leaks. Hot lubricating oil can burn you - let the engine cool before checking the motor oil level, changing the motor oil, or the oil filter cartridge. Always use the fuels and lubricants recommended by NANNI DIESEL

ENGINE EXHAUST WARNING

Run the engine in a well-ventilated place, away from persons and animals -the accumulation of engine exhaust gas can be toxic.

PRESSURE

Do not open the engine coolant and motor oil caps when the engine is warm. Release all pressure in the line before loosening the caps.